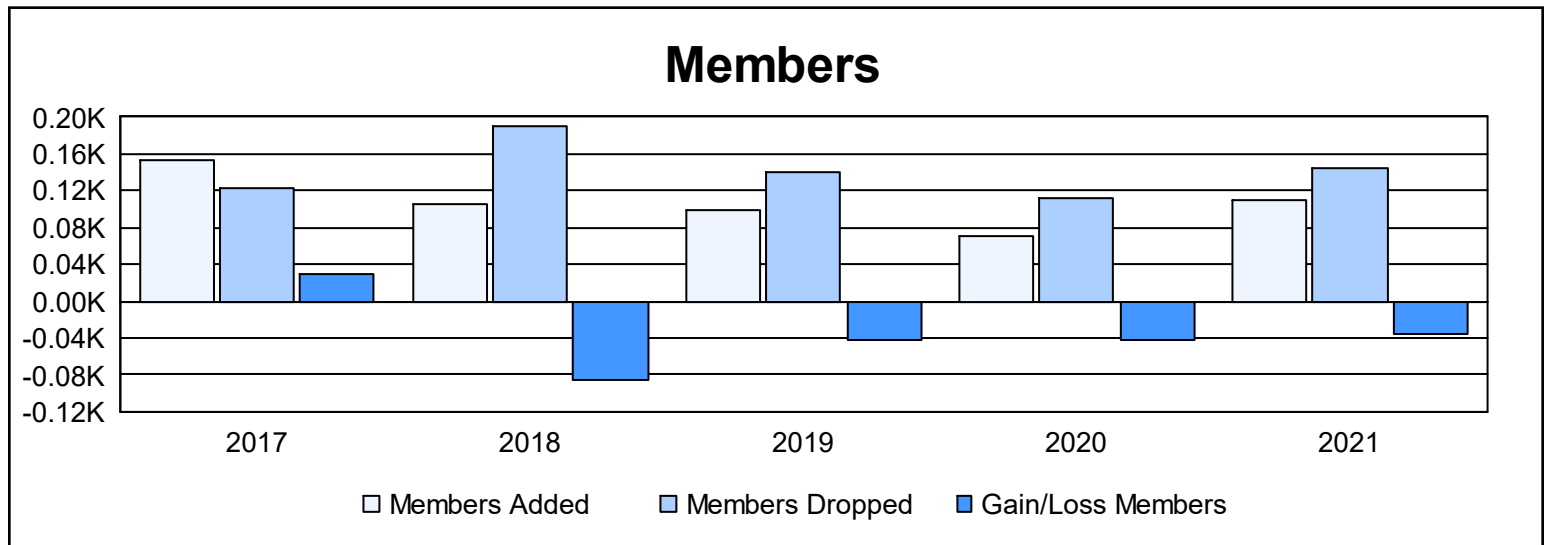
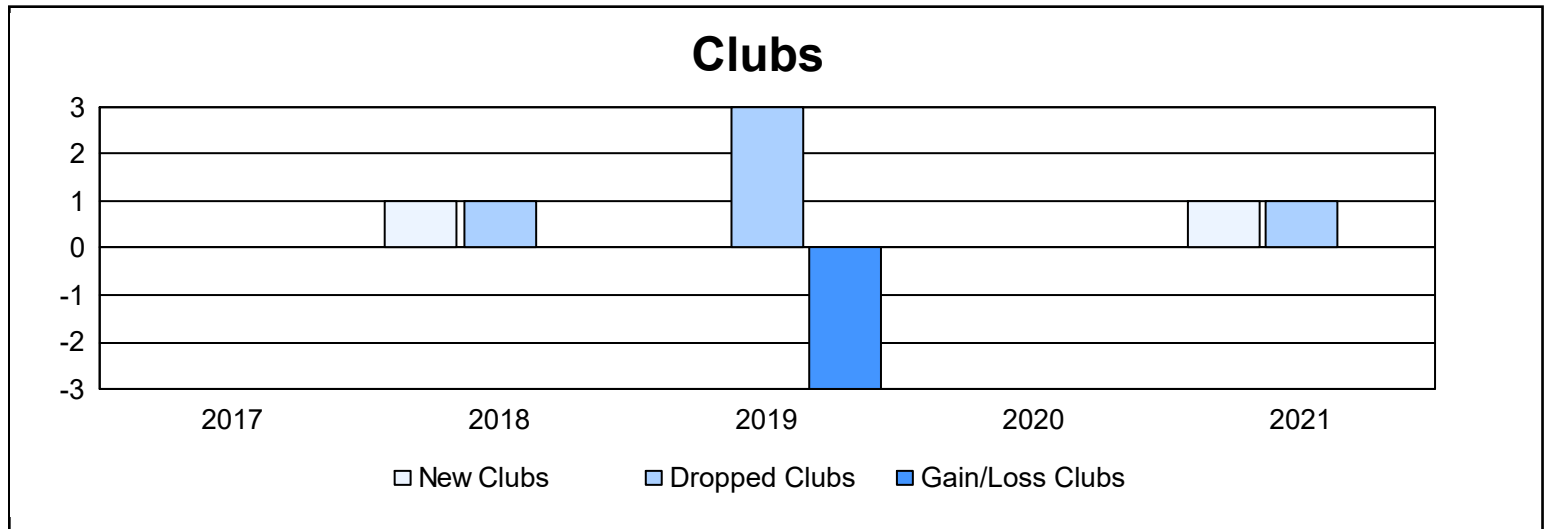
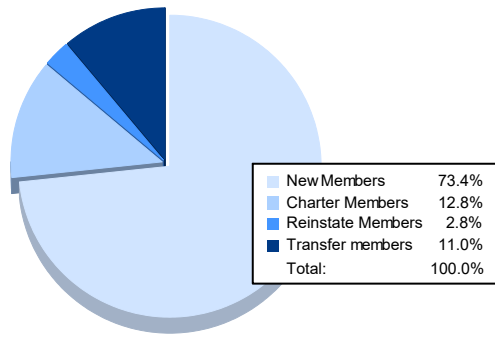


| Year           | New Clubs | Dropped Clubs | Gain/ Loss Clubs | New Members | Charter Members | Reinstate Members | Transfer Members | Total Member Added | Total Members Dropped | Gain/ Loss Members |
|----------------|-----------|---------------|------------------|-------------|-----------------|-------------------|------------------|--------------------|-----------------------|--------------------|
| 2016-2017      | 0         | 0             | 0                | 148         | 0               | 2                 | 3                | 153                | 123                   | 30                 |
| 2017-2018      | 1         | 1             | 0                | 80          | 21              | 0                 | 5                | 106                | 191                   | -85                |
| 2018-2019      | 0         | 3             | -3               | 90          | 0               | 2                 | 6                | 98                 | 140                   | -42                |
| 2019-2020      | 0         | 0             | 0                | 67          | 0               | 1                 | 2                | 70                 | 113                   | -43                |
| 2020-2021      | 1         | 1             | 0                | 80          | 14              | 3                 | 12               | 109                | 145                   | -36                |
| <b>Average</b> | <b>0</b>  | <b>1</b>      | <b>-1</b>        | <b>93</b>   | <b>7</b>        | <b>2</b>          | <b>6</b>         | <b>107</b>         | <b>142</b>            | <b>-35</b>         |



### Membership Composition June 2021 Cumulative



### Gender Composition June 2021 Cumulative

